



**KAUTAQ**  
CONSTRUCTION

# Brand Guide

For information | Alexem Studio – [hello@alexemstudio.com](mailto:hello@alexemstudio.com)

**Nunavik's Premier  
General Contractor.**

Redefining Quality & Respect in the  
Northern Construction Industry.

**Montréal Office**  
1111, Dr. Frédérik-Philips  
#300, St-Laurent, Quebec

**Kuujuaq Office**  
P.O. Box 179  
Kuujuaq, Quebec

À propos	4
Logotypes	6
Typographie	10
Couleurs	14
Patterns	12

# About us

---



Nunavik's  
Premier  
General  
Contractor

# Mission

Kautaq Construction offers construction and project development services in the residential, commercial and civil sectors in Nunavik. Community projects are at the heart of the company's activities!



## SCHEDULES

Meeting construction deadlines is very important to us. We respect the deadlines of each of our projects without ever lowering the quality of our services. That being said, you can always rely on our word.



## QUALITY

The entire Kautaq team is extremely concerned about the quality of our facilities. We use the best materials with the latest technologies. We listen to all your needs to respond more effectively to all your expectations. For all these reasons, our constructions reach a high level of quality.



## CLOSE CONTACT

Another of the values that we hold most dear are people. Our customers, of course, but also all our communities. We offer fast, easy and always friendly contact with our employees. We keep a close link with all the people directly or indirectly related to our company.

# Logotypes

---



Nunavik's  
Premier  
General  
Contractor

## Primary Logo

The logo was created in a more centered version, so that the emblem can be seen clearly in all circumstances. It represents an Inuksuk; very important stone constructions in Nunavik. It also contains

the company name in Inuktitut syllabics embedded in the shape. The sans serif signature has been slightly modified at the level of the letter K as well as the letters A to give more dynamism.



## Variation

The logo can be used in the version below as well. It has the emblem on the left and the signature on the right. This variation

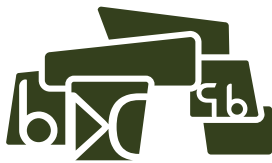
was created for more horizontal uses or when the primary logo does not fit the format, design-wise.



## Secondary Logo

### Emblem

---



The official logo emblem can be used alone to give visual impact to the various media on which it will be used. It can be an addition to a design where we already find the primary logo. In the case of Kautaq, the emblem can also be used as a background pattern (usually not repeated, in reduced opacity and with the Vaporous Beige colour).

### Signature


---



The signature can be used completely as in the example. It can also be broken down into several ways; without the Inuktitut syllabic letters, without the word "construction" or even only the name "Kautaq."

### Icon

---



The iconic K of the primary logo can be used alone as a graphic element that makes a big impact or in patterns to give more character to the design. In the case of Kautaq, the icon is often used in a corner/side of an image or to separate two sections.

# Usage

## PERMITTED USE

Use Emblem Only  
Use signature only  
Use in brand colours

## PROHIBITED USE

Improvise new colours  
Have insufficient contrast  
Manipulate letters or words

## Official Colours

The Kautaq logo should be used as often as possible with its official colours. It is the only one of the colour variations that is used in two colours i.e. “forest green” and “black not black.” On the other hand, it requires a white or very pale background.



## On Dark Colours

In the case of a graphic composition requiring a dark coloured background, the logo can be used all in WHITE or in a colour that contrasts sufficiently with the background (example: “midnight clover” or “terracotta”).



## In Accent Colours

The Kautaq logo is available in the various unique colours defined for the brand (available on page X). They can be used in cases where you want to add dynamism or have a greater impact.





# Typography

---



Nunavik's  
Premier  
General  
Contractor



Nunavik's  
Premier  
General  
Contractor

# Primary Typography

## Apertura

Apertura is a rounded sans serif geometric geometry with a humanistic touch. It takes liberties from the strict modernist geometries found in other round types. Apertura is both neutral and unique, a useful quality for work where the type needs to be interesting and new without stealing the show. Apertura

offers an alternative “a” that changes everything and makes it unique. We use it for body texts as well as for headlines. In the case of Kautaq, this font is used for body text as well as headings. It is used mostly in its regular style, not too bold, with a slight letters spacing.

Aa Bb Cc

### Regular

Aa Bb Cc Dd Ee Ff Gg Hh Ii Jj Kk Ll Mm Nn  
Oo Pp Qq Rr Ss Tt Uu Vv Ww Xx Yy Zz  
0123456789 (&?!/, :;-\*\$)

### Medium

Aa Bb Cc Dd Ee Ff Gg Hh Ii Jj Kk Ll Mm Nn  
Oo Pp Qq Rr Ss Tt Uu Vv Ww Xx Yy Zz  
0123456789 (&?!/, :;-\*\$)



Nunavik's  
Premier  
General  
Contractor

# Accent Typography

## Overlock

This font was created with the idea of simulating the Overlock sewing technique. What makes these shapes special is the warm feel they give to your text, due to the particular rounded glyph shapes that emerge. Therefore, the Overlock font family is

ideal for highlighting certain texts and giving them more impact. That's why we use this font as an accent font. In the case of Kautaq, it is always used in all caps, in its boldest form, and with a wide letter spacing.

A B C D E F

**Bold**

A A B B C C D D E E F F G G H H I I J J K K L L M M N N O O  
P P Q Q R R S S T T U U V V W W X X Y Y Z Z  
0 1 2 3 4 5 6 7 8 9 ( & ? ! / , : ; - \* \$ )



# Euphemia UCAS

of Kautaq's primary colour font and is quite simple. It is used in cases where the company translates documents into the Inuktitut language (official language of Nunavik).

00 96 6 0

	ai /ai/	i /i/	ii /i:/	u /u/	uu /u:/	a /a/	aa /a:/	
p /p/	ᵛ	Δ	Δ̇	▷	▷̇	◁	◁̇	H
t /t/	ᵛ	Λ	Λ̇	>	>̇	<	<̇	<
k /k/	ᵛ	ᵛ	ᵛ̇	ᵛ	ᵛ̇	ᵛ	ᵛ̇	ᵛ
g /g/	ᵛ	ᵛ	ᵛ̇	ᵛ	ᵛ̇	ᵛ	ᵛ̇	ᵛ
m /m/	ᵛ	ᵛ	ᵛ̇	ᵛ	ᵛ̇	ᵛ	ᵛ̇	ᵛ
n /n/	ᵛ	ᵛ	ᵛ̇	ᵛ	ᵛ̇	ᵛ	ᵛ̇	ᵛ
s /s/	ᵛ	ᵛ	ᵛ̇	ᵛ	ᵛ̇	ᵛ	ᵛ̇	ᵛ
l /l/	ᵛ	ᵛ	ᵛ̇	ᵛ	ᵛ̇	ᵛ	ᵛ̇	ᵛ
j /j/	ᵛ	ᵛ	ᵛ̇	ᵛ	ᵛ̇	ᵛ	ᵛ̇	ᵛ
v /v/	ᵛ	ᵛ	ᵛ̇	ᵛ	ᵛ̇	ᵛ	ᵛ̇	ᵛ
r /r/	ᵛ	ᵛ	ᵛ̇	ᵛ	ᵛ̇	ᵛ	ᵛ̇	ᵛ
q /q/	ᵛ	ᵛ	ᵛ̇	ᵛ	ᵛ̇	ᵛ	ᵛ̇	ᵛ
ng /n/	ᵛ	ᵛ	ᵛ̇	ᵛ	ᵛ̇	ᵛ	ᵛ̇	ᵛ
nng /n:/		ᵛ	ᵛ̇	ᵛ	ᵛ̇	ᵛ	ᵛ̇	ᵛ
t /t/		ᵛ	ᵛ̇	ᵛ	ᵛ̇	ᵛ	ᵛ̇	ᵛ

# Official Colours

---



Nunavik's  
Premier  
General  
Contractor



Nunavik's  
Premier  
General  
Contractor


# Official Colours

## Official Colours

The colours were chosen to represent more natural colours. They evoke shades of earth and greenery. Green colours are the main colours of Kautaq. The orange colour was

chosen to give an impact and dynamism to the designs. It also represents construction, the domain of the company.

### Vaporous beige



HEX	#E0E0D6
RGB	224 / 224 / 214
CMYK	14 / 12 / 13 / 0
COATED	Pantone Cool Gray 1 C
UNCOATED	Pantone Cool Gray 1 U

Despite the apparent difference below, the web colours, screen (RGB) and print (CMYK and PANTONE) have been carefully selected on their respective supports in order to preserve the integrity of the brand. It is important to use the colours with the codes listed below.

### Suede Green



HEX	#738849
RGB	115 / 136 / 73
CMYK	54 / 17 / 82 / 2
COATED	Pantone 2276 C
UNCOATED	Pantone 2276 U

### Hinterlands Green



HEX	#344116
RGB	52 / 65 / 22
CMYK	55 / 6 / 98 / 64
COATED	Pantone 4216 C
UNCOATED	Pantone 4217 U

### Autumn



HEX	#CE7618
RGB	206 / 118 / 24
CMYK	0 / 49 / 100 / 8
COATED	Pantone 145 C
UNCOATED	Pantone 144 U

### Almost Black



HEX	#1C1E1C
RGB	28 / 30 / 28
CMYK	76 / 59 / 67 / 76
COATED	Pantone Black 3 C
UNCOATED	Pantone Black 3 U



Nunavik's  
Premier  
General  
Contractor

# Iconography

## Pattern

A pattern was created with the repetition of the shape of the emblem in outline lines. Although it is most commonly used in Vaporous Beige, it can be used in

several brand colours. It is mainly used as a background and at about 30% opacity to promote readability.

## On Darker Colours

On dark colours, patterns should be used in light tones (for example: Vaporous Beige or White).

## On Lighter Colours

On light colours, patterns should be used in dark shades like Suede Green or Hinterlands Green.



## Icons

The icons have been designed with rounded shapes, to echo the shape of the logo and all the shapes used throughout the brand image. They were made with imperfect

shapes to give them a more organic style. They perfectly represent the universe of Kautaq, as well as the construction and the communities.





# Image colorization

Kautaq images have a particular colorization. They have earth tones that are desaturated, with lots of black and white. To maintain the overall look of the Kautaq brand, it is important to keep the same

not too colourful image style. In the case of an image that does not correspond to the colorization, there is always the possibility of using a filter that decolorizes a little and/or cools the colours.

